

FLEXIBLE HOSE - BRAIDED



FLEXIBLE HOSE - UNBRAIDED



The Proflex flexible sprinkler connections provide a simple and fast solution for use in automatic sprinkler systems.



Material specifications

- **Hexagon slip nut:** carbon steel (M34).
- **Flexible hose:** stainless steel AISI 304, 1.4301.
- **Outer braid (braided hoses only):** stainless steel AISI 304, 1.4301.
- **Inlet nipple:** carbon steel.
- **Discharge reducer:** carbon steel.
- **Center bracket:** carbon steel.
- **Bar side clamp:** carbon steel.
- **Bolts & screws:** carbon steel.
- **Square bar:** carbon steel.
- **Rubber gasket:** nitrile butadiene rubber.

Unbraided hoses



Reference	Lenght without fittings	Length with fittings L	Outside diameter	Inside diameter	Minimum bending radius	Active hose length	Nut thread
	ft/mm	ft/mm	mm	mm	inch/mm	mm	
PF700UH	1.78/540	2.3/700	27	23	5/125	400	M34 x 1,5
PF1000UH	2.7/840	3.3/1000	27	23	5/125	700	M34 x 1,5
PF1200UH	3.4/1040	3.9/1200	27	23	5/125	900	M34 x 1,5
PF1500UH	4.3/1340	4.3/1500	27	23	5/125	1200	M34 x 1,5
PF1800UH	5.4/1640	5.9/1800	27	23	5/125	1500	M34 x 1,5

Braided hoses



Reference	Lenght without fittings	Length with fittings L	Outside diameter	Inside diameter	Minimum bending radius	Active hose length	Nut thread
	ft/mm	ft/mm	mm	mm	inch/mm	mm	
PF700BH	1.78/540	2.3/700	28	23	5/125	400	M34 x 1,5
PF1000BH	2.7/840	3.3/1000	28	23	5/125	700	M34 x 1,5
PF1200BH	3.4/1040	3.9/1200	28	23	5/125	900	M34 x 1,5
PF1500BH	4.3/1340	4.3/1500	28	23	5/125	1200	M34 x 1,5
PF1800BH	5.4/1640	5.9/1800	28	23	5/125	1500	M34 x 1,5

- When applying bending-angles smaller than 90°, the hoses may be installed with more bends than indicated in above tables, but always with respect of the total allowable amount of bending ($n \times 90^\circ$).
- 3D-bending is allowed but torque is not allowed.
- Proflex can be used in APSAD-R1 sprinkler installations. Product approval is not applicable.

CERTIFICATES

Braided hoses



UL certificate EX16234

Pressure rating: 1,40 MPa / 14,0 bar / 200 psi.

Reference	Total length (mm)	Maximum # bends (90°)	Minimum bending radius (mm)	Allowed max sprinkler K- factors	Outlet reducer size	EL* (m)
PF700BHM34P	700	1	125	115	½"	7,92
PF1000BHM34P	1.000	1	125	115	½"	10,97
PF1200BHM34P	1.200	3	125	115	½"	20,42
PF1500BHM34P	1.500	3	125	115	½"	25,60
PF1800BHM34P	1.800	3	125	115	½"	30,79
PF700BHM34P	700	1	125	200	¾"	9,75
PF1000BHM34P	1.000	1	125	200	¾"	12,80
PF1200BHM34P	1.200	3	125	200	¾"	22,25
PF1500BHM34P	1.500	3	125	200	¾"	23,47
PF1800BHM34P	1.800	3	125	200	¾"	32,00

*EL = Equivalent length of pipe 1"-sched.40 (C-factor=120) at maximum number of hose bends.

FM certificate 3037930

Pressure rating: 1,40 MPa / 14,0 bar / 200 psi.

Reference	Total length (mm)	Maximum # bends (90°)	Minimum bending radius (mm)	Allowed max sprinkler K- factors	Outlet reducer size	EL* (m)
PF700BHM34P	700	1	300	80	½"	8,3
PF1000BHM34P	1.000	2	300	80	½"	12,3
PF1200BHM34P	1.200	3	300	80	½"	15,0
PF1500BHM34P	1.500	4	300	80	½"	19,1
PF1800BHM34P	1.800	4	300	80	½"	23,1
PF700BHM34P	700	1	300	115	¾"	8,1
PF1000BHM34P	1.000	2	300	115	¾"	12,0
PF1200BHM34P	1.200	3	300	115	¾"	14,6
PF1500BHM34P	1.500	4	300	115	¾"	18,6
PF1800BHM34P	1.800	4	300	115	¾"	22,5

*EL = Equivalent length of pipe 1"-sched.40 (C-factor=120) at maximum number of hose bends.

VdS certificate G414002

Pressure rating: 1,60 MPa / 16,0 bar / 232 psi.

Reference	Total length (mm)	Allowed max. sprinkler K- factors	Outlet reducer size	EL* (m)
PF700BHM34P	700	57,80,115	½", ¾"	2,60
PF1000BHM34P	1.000	57,80,115	½", ¾"	4,55
PF1200BHM34P	1.200	57,80,115	½", ¾"	5,85
PF1500BHM34P	1.500	57,80,115	½", ¾"	7,80
PF1800BHM34P	1.800	57,80,115	½", ¾"	9,75

*EL = Equivalent length of steelpipe 26,9 x 2,65 mm.

- When applying bending-angles smaller than 90°, the hoses may be installed with more bends than indicated in above tables, but always with respect of the total allowable amount of bending (n x 90°).
- 3D-bending is allowed but torque is not allowed.

Unbraided hoses




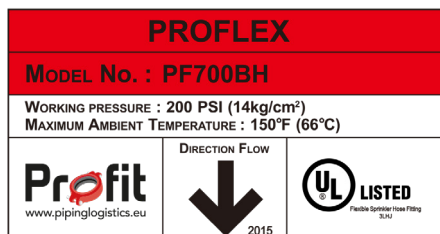
UL certificate EX16234

Pressure rating: 1,40 MPa / 14,0 bar / 200 psi.

Reference	Total length	Maximum # bends	Minimum bending radius	Allowed max sprinkler K- factors	Outlet reducer size	EL*
	mm	(90°)	mm		inch	(m)
PF700UHM34P	700	1	125	115	½"	7,92
PF1000UHM34P	1.000	1	125	115	½"	10,97
PF1200UHM34P	1.200	3	125	115	½"	20,42
PF1500UHM34P	1.500	3	125	115	½"	25,60
PF1800UHM34P	1.800	3	125	115	½"	30,79
PF700UHM34P	700	1	125	200	¾"	9,75
PF1000UHM34P	1.000	1	125	200	¾"	12,80
PF1200UHM34P	1.200	3	125	200	¾"	22,25
PF1500UHM34P	1.500	3	125	200	¾"	23,47
PF1800UHM34P	1.800	3	125	200	¾"	32,00

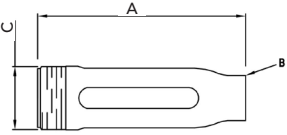
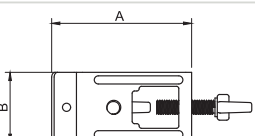
*EL = Equivalent length of pipe 1"-sched.40 (C-factor=120) at maximum number of hose bends.

Proflex label example



COMPONENTS OF A STANDARD SET

1	Flexible sprinkler hose	-	
2	EPDM gasket (x2)	GASKETM34	
3	Proflex standard nipple M34 BSPT	PF-NPL-STM34BSPTP	
4	Proflex standard reducer 110 mm M34 NPT 1/2 OR Proflex standard reducer 110 mm M34 NPT 3/4	PF-STR-NPT-1/2M34 OR PF-STR-NPT-3/4M34P	 
5	Proflex standard bracket	PF-STBP	
6	Proflex short side clamp 62 mm (x2)	PF-STC-SP	
7	Proflex bar 700 mm	PF700BP	


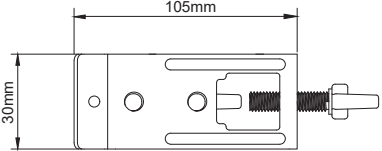

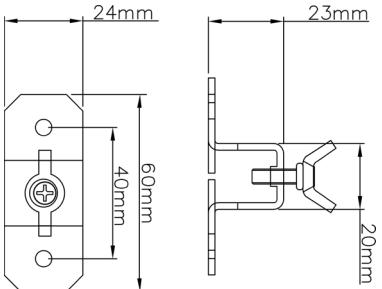

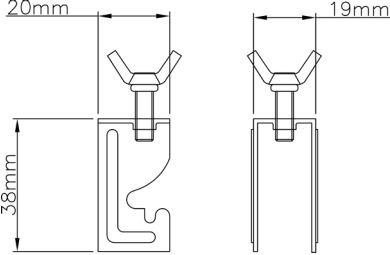

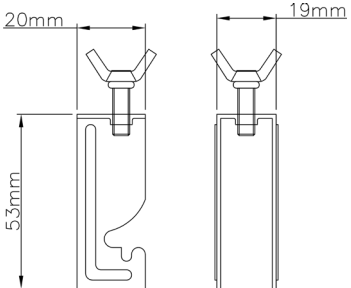
Image	Piece	Dimensions				Weight kg	Thread
		Diameter	A	B	C		
	Nipple	1"	65 mm 2,5 inch	BSPT 1"	M34 x 1,5	0,13	Flexible hose side = M34 Mechanical tee side = BSPT
	Reducer 110 mm	1" - 1/2" 1" - 3/4"	110 mm/4,4 inch 110 mm/4,4 inch	1/2" 3/4"	M34 x 1,5	0,24	NPT 1/2" NPT 3/4"
	Bracket	-	65 mm 2,54 inch	50 mm 1,97 inch	-	0,07	-
	Short side clamp	-	62 mm/2,34 inch	30 mm/1,19 inch	-	0,04	-
	Bar	-	700 mm/27,6 inch	15x15 mm/0,59 inch	-	0,25	-

Material specifications:

- **Nuts:** plated carbon steel (M34) + EPDM gasket.
- **Flexible hose:** stainless steel AISI 304, 1.4301.
- **Outer braid (braided hoses only):** stainless steel AISI 304, 1.4301.
- **Inlet nipple:** plated carbon steel.
- **Discharge reducer:** plated carbon steel.
- **Center bracket:** plated carbon steel.
- **Bar side clamp:** plated carbon steel.
- **Bolts & screws:** plated carbon steel.
- **Square bar:** plated carbon steel.
- All steel parts are electroplated.

OPTIONAL COMPONENTS

1. Clamps

Description	Referencev	Image	Technical drawing	Weight kg
Proflex long side clamp 105mm*	PF-STC-LP			0,08
Proflex woodbeam side bracket	PF-SBWB			0,03
Proflex metal stud side bracket 38mm	PF-Metal Stud 38mm			0,02
Proflex metal stud side bracket 53mm**	PF-Metal Stud 53mm			0,03

* For concealed sprinkler.

** Please order extra "BAR (700mm)" per 6 pieces PF-METAL STUD 53mm.

OPTIONAL COMPONENTS


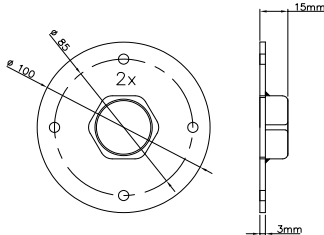

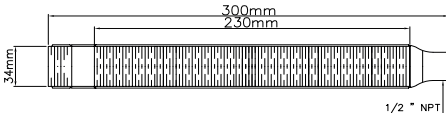
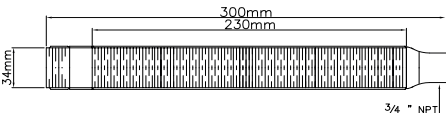

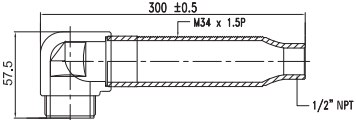
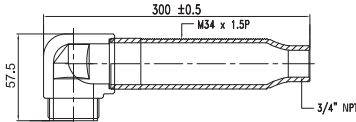

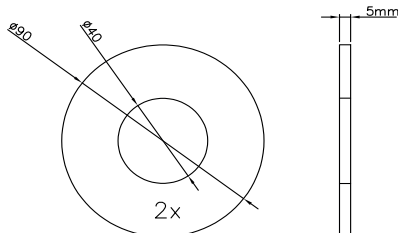

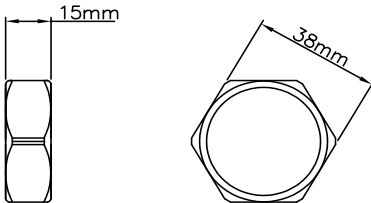

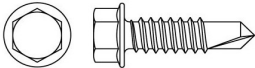
2. Reducers

Description	Reference	Image	Technical drawing	Weight
				kg
Proflex straight reducer 155 mm - NPT 1/2"	PF-STR-NPT-1/2 M34P155			0,24
Proflex straight reducer 155 mm - NPT 3/4"	PF-STR-NPT-3/4 M34P155			
Proflex short elbow reducer 110 mm - NPT 1/2"	PF-ELR-110			0,41
Proflex short elbow reducer 110 mm - NPT 3/4"	PF-ELR-110-3/4			
Proflex long elbow reducer 155 mm - NPT 1/2"	PF-ELR-155			0,50
Proflex long elbow reducer 155 mm - NPT 3/4"	PF-ELR-155-3/4			
Proflex elbow bracket reducer	PF-EBR			0,35
Proflex panel fit reducer M34 NPT 1/2	PF-PFR		See page 7	1,10
Proflex panel fit reducer M34 NPT 3/4	PF-PFR-3/4			
Proflex panel fit elbow reducer set NPT 1/2	PF-PFR90-1/2		See page 7	1,17
Proflex panel fit elbow reducer set NPT 3/4	PF-PFR90-3/4			

Material specifications:

- Plated carbon steel.

COMPONENTS OF A PANEL FIT (ELBOW) REDUCER SET

Description	Image	Technical drawing	Weight
			kg
Joint plate (x2)			0,20
Reducer 300 mm - 1/2" with external thread for PF-PFR-1/2			0,60
Reducer 300 mm - 3/4" with external thread for PF-PFR-3/4			
Elbow reducer 300 mm - 1/2" with external thread for PF-PFR90-1/2			0,70
Elbow reducer 300 mm - 3/4" with external thread for PF-PFR90-3/4			
Expanded rubber gasket (x2)			-
Locking nut			-
Self-drilling installation screws (x8)		 D5 x L25mm, SW8mm	-

Material specifications:

- Plated carbon steel.

Maximum panel thickness (no gaskets, one joint plate):

190 mm.

GENERAL INFO

- Installers should be trained or experienced to install and understand the product.
- Read and understand all technical datasheets and installation instructions before attempting to install, remove or adjust any Profit piping products.
- Depressurise and drain the sprinkler installation system before attempting to install, remove or adjust any Profit piping products.
- Never work on piping systems that are pressurised and / or filled with water.
- Piping Logistics reserves the right to change specifications, designs and / or standard equipment without notice and without incurring in any obligations.
- Use the necessary Personal Protection Equipment (PPE) to avoid personal injury (helmet, safety shoes and goggles, Profit gloves).



Failure to follow these instructions could result in death or serious injury and property damage.

We advise to always store our products in closed and dry environments, the products do not need any specific maintenance once installed on an aboveground sprinkler installation.

REVISION TABLE

Date	△	Notes
03/01/2025		New design.
03/01/2025		Page 2 & 3 - New notation of the pressure rating.
05/03/2025	B	Page 1 - Correction of the references and outside diameters.
10/04/2025	C	Page 6 & 7 - Addition of the Proflex panel fit elbow reducer set NPT ½ and ¾.
24/04/2025		Removal of the HVAC icon.
16/05/2025	C	Page 7 - The product name has been clarified.
17/06/2025	A	Page 1, 2 & 3 - Addition of the CNBOP approval.